

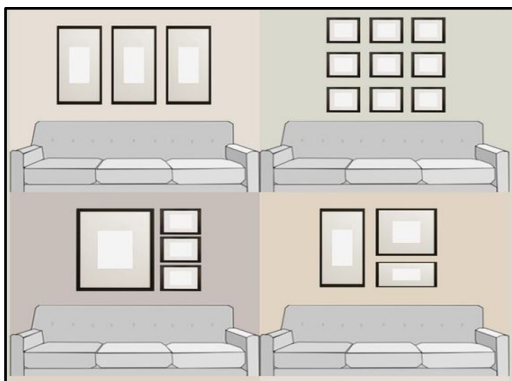
Seasonal Design

If you are listing your home for sale this autumn season, it's important that you don't overdo your seasonal decorating efforts as you don't want to distract the buyers from your home's awesome selling features. **LESS IS MORE.** Try adding an elegant fall-hued wreath on a solid front door and perhaps an urn of fall mums flanking it with a few pumpkins. Try bringing the seasonal colours inside using candles, pillows, and a vase of autumn foliage. Keep the décor simple and understated.



Life Hacks

Preserve un-carved pumpkins & gourds for the entire autumn season by applying liquid floor cleaner with a damp cloth.




Mackenzie Creative
HOME STAGING & DESIGN




Home Decorating Tips & Tricks The Art of Hanging Art

The way in which art is hung greatly affects how the room feels. The rule of thumb is that the center of the piece should be 57" from the floor. When art or mirror is hung above a sofa or console table, the bottom of the frame should be anywhere between 5" – 10" above, depending on the size of the art. Multiple smaller art being hung together should be between 2" – 5" apart and take up at least 1/2 to 2/3 the width of the furniture that it is placed above. Art needs to be scale appropriate for the wall it's on and feel harmonious with the furniture it's being paired with.

DON'T do this...



DO this.



(403) 862-5577

WWW.MACKENZIECREATIVESERVICES.COM

Creating Fabulous First Impressions



Services

Vacant & Occupied Staging

\$500 - \$600 (1 day) plus rental of furniture & décor and round-trip furniture delivery

Speed Stage

\$300 first 3 hours, \$50/hr. thereafter

Homeowner Consultation

\$250 - \$350 with a comprehensive checklist report (based on size of house and location)

Home Redesign & Decorating

\$300 first 3 hours, \$50/hr. thereafter

Colour & Design Consultation

\$150 - \$250

Shopping Assistance

\$150 first 2 hours, \$50/hr. thereafter


Unpacking & Organization

\$150 first 2 hours, \$50/hr. thereafter

DON'T do this...





DO this.



Spruce Up Your Home's Curb Appeal

Curb appeal is how your house looks from its exterior appearance and what forms a buyer's first impression of your house. You could spend thousands of dollars on interior renovations, but if potential buyers aren't all that impressed with what they see on the outside, they likely won't even bother taking a look at all of the wonderful things you've done on the inside.

- #1: **Clean:** Give your exterior siding, windows, and walkways a thorough scrub with soapy water. Rent a power washer to get the dirt out of the nooks and crannies of brick and flagstone and show their true colours.
- #2: **Paint:** Either paint the exterior a new contemporary colour scheme that ties in with other houses in your neighbourhood, or freshen up the current paint. Try painting the front door a bright colour such as red.
- #3: **Roof:** If your roof needs some attention, or even a replacement, get it done to avoid your house being appraised at a lower value.
- #4: **Landscape:** Place fresh mulch in beds, prune shrubs and trees, and keep the lawn manicured. Keep walkways clear at all times during winter.
- #5: **Colour:** Add colourful flowers to beds and window boxes. Flank your door with decorative flowering pots, and a fresh welcome mat.
- #6: **Bling:** Replace a worn mailbox, house numbers, and porch lights with new ones that compliment the style of your home's architecture.



(403) 862-5577

WWW.MACKENZIECREATIVESERVICES.COM

Visit the Website for Information on the
Home Staging and Design Services Offered.